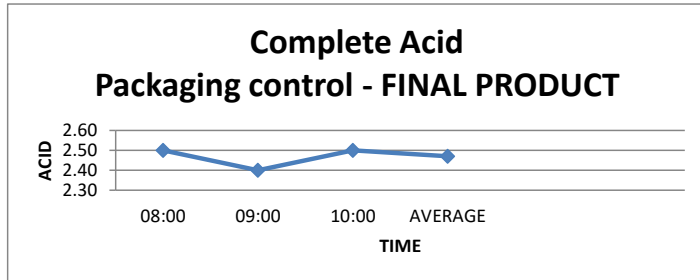


TECHNICAL REPORT - PACKAGING CONTROL SUBWAY

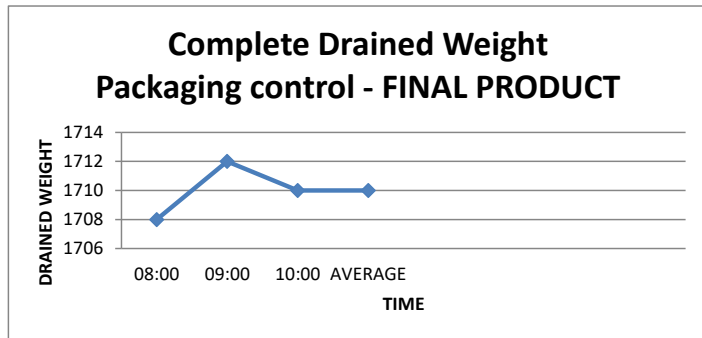
P.O : R 180388	
PROD DATE:10.07.2018	
PROCESS: FINAL PRODUCT	

CONTROL GRAPHICS - FINAL PRODUCT

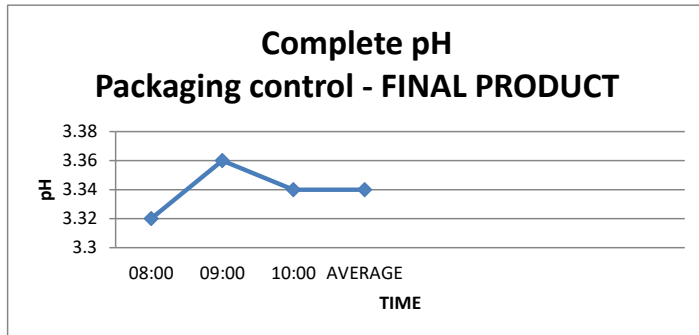
Date Of Control	STANDART:2 to 2,6 (%)	
Standarts	TIME	ACID
2018/7/10	08:00	2.50
2018/7/10	09:00	2.40
2018/7/10	10:00	2.50
	AVERAGE	2.47



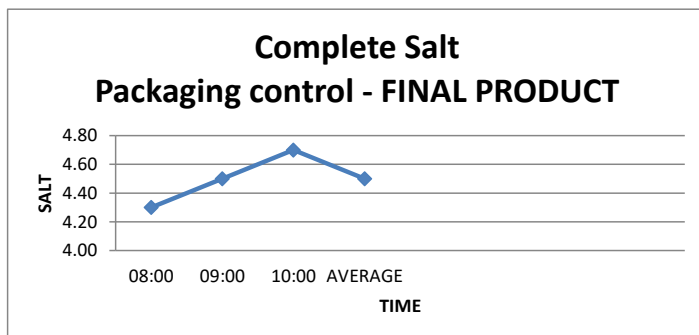
Date Of Control	STANDART:1700 ±120 G	
Standarts	TIME	Dr. Weight
2018/7/10	08:00	1708
2018/7/10	09:00	1712
2018/7/10	10:00	1710
	AVERAGE	1710



Date Of Control	STANDART: 3.3-3.8	
Standarts	TIME	Ph
2018/7/10	08:00	3.32
2018/7/10	09:00	3.36
2018/7/10	10:00	3.34
	AVERAGE	3.34



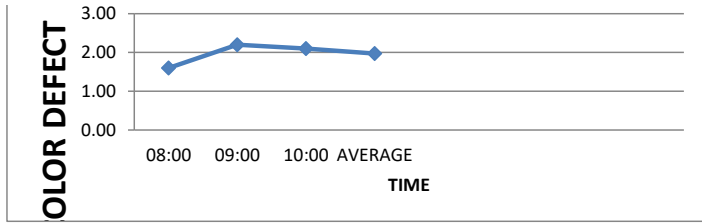
Date Of Control	STANDART: 3,5-5,5(%)	
Standarts	TIME	SALT
2018/7/10	08:00	4.30
2018/7/10	09:00	4.50
2018/7/10	10:00	4.70
	AVERAGE	4.5



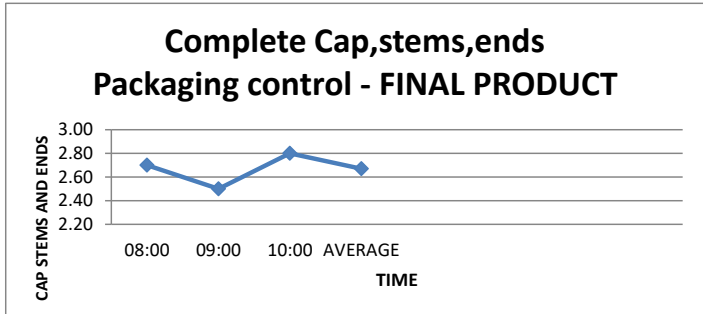
Date Of Control	STANDART: MAX.5 %	
Standarts	TIME	COLOR DEF.
2018/7/10	08:00	1.60
2018/7/10	09:00	2.20
2018/7/10	10:00	2.10



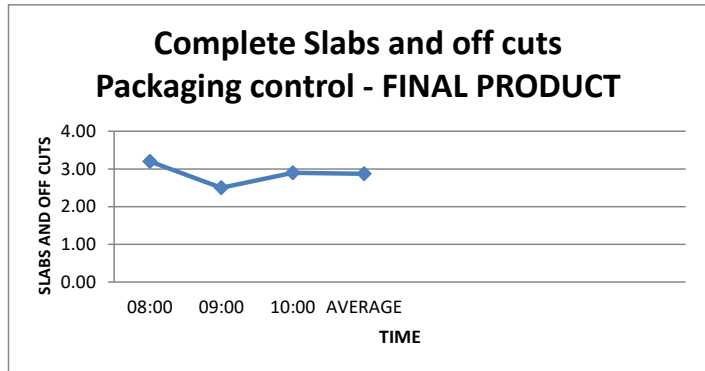
AVERAGE	1.97
----------------	-------------



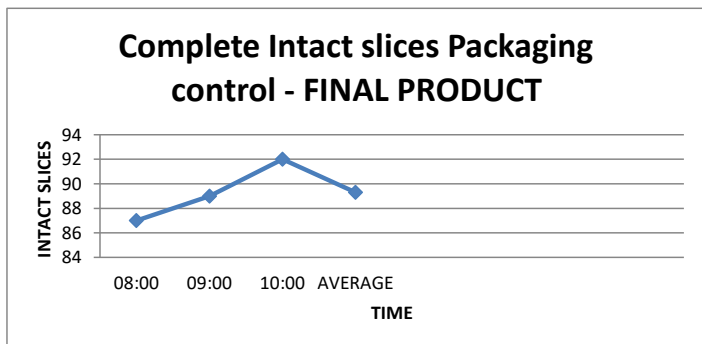
Date Of Control	STANDART: MAX.6 %	
Standarts	TIME	Caps, ends, stems and cap stems
2018/7/10	08:00	2.70
2018/7/10	09:00	2.50
2018/7/10	10:00	2.80
	AVERAGE	2.67



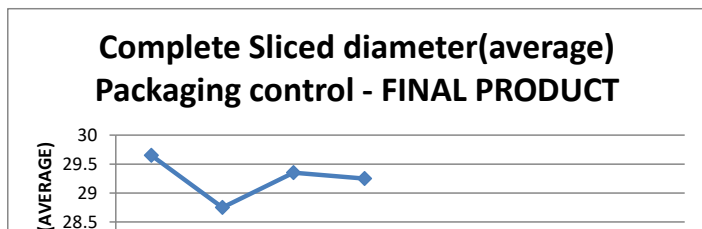
Date Of Control	STANDART: MAX.10 %	
Standarts	TIME	SLABS AND OFF CUTS
2018/7/10	08:00	3.20
2018/7/10	09:00	2.50
2018/7/10	10:00	2.90
	AVERAGE	2.87

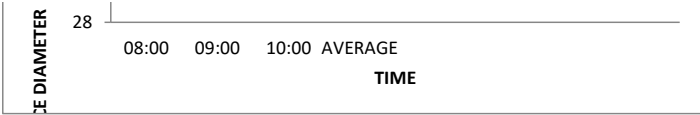


Date Of Control	STANDART: MIN 80 %	
Standarts	TIME	INTACT SLICES
2018/7/10	08:00	87
2018/7/10	09:00	89
2018/7/10	10:00	92
	AVERAGE	89.3



Date Of Control	STANDART: 9,5-38,0 MM	
Standarts	TIME	SLICE DIAMETER (AVERAGE)
2018/7/10	08:00	29.65
2018/7/10	09:00	28.75
2018/7/10	10:00	29.35
	AVERAGE	29.25





Date Of Control	STANDART: 4,8-7,9 MM	
Standarts	TIME	SLICED THICKNESS (AVERAGE)
2018/7/10	08:00	5.50
2018/7/10	09:00	5.50
2018/7/10	10:00	5.60
	AVERAGE	5.53

